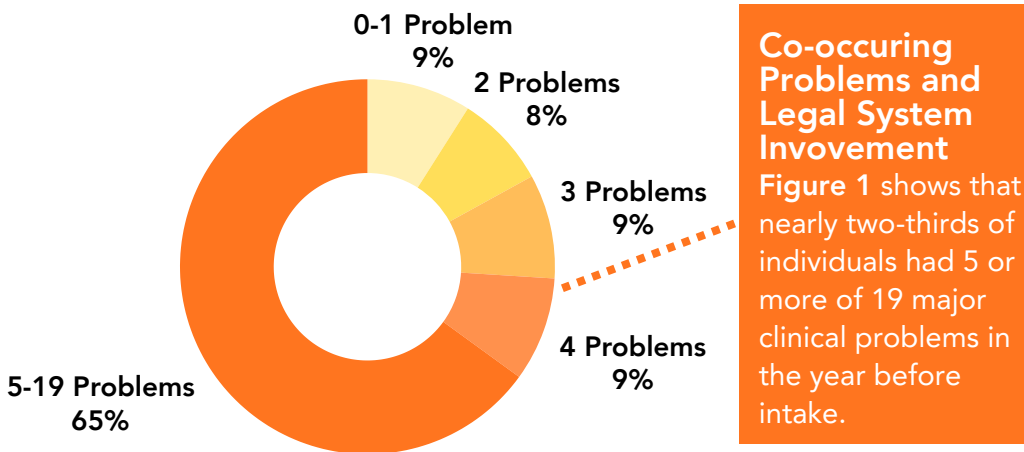


Major Clinical Problems and Victimization

The GAIN helps identify factors behind clinical problems, with analyses showing a clear link between major co-occurring issues and victimization.

The National GAIN Data Set

The GAIN Coordinating Center offers more than 20 years of interview data, providing an in-depth look at the common characteristics of individuals entering treatment. Our 2023 GAIN National Data Set includes 517,043 cases, illustrating the complexity of clinical challenges faced in care. This rich resource is available for secondary analysis through the GAIN Coordinating Center.



Co-occurring Problems and Legal System Involvement
Figure 1 shows that nearly two-thirds of individuals had 5 or more of 19 major clinical problems in the year before intake.

The 19 major clinical problems

Substance Use Disorders

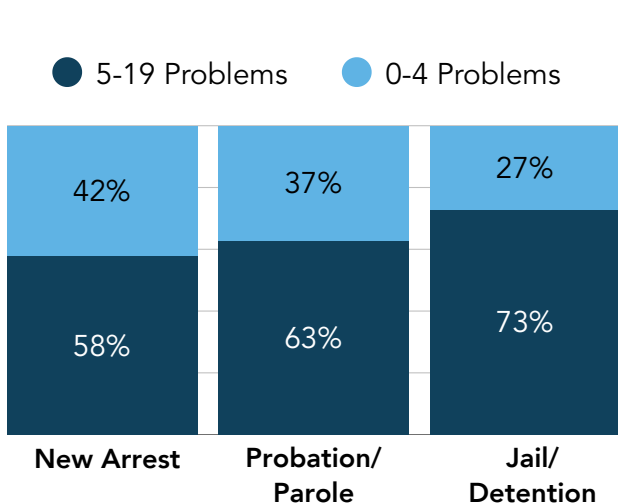
1. Alcohol
2. Cannabis
3. Tobacco
4. Stimulants
5. Opioids
6. Other Drugs

Mental Health Disorders

7. Mood
8. Anxiety
9. Trauma
10. Suicide
11. Early psychosis
12. ADHD
13. Conduct
14. Gambling

Other Major Clinical Problems

15. Any illegal activity
16. Any physical violence
17. Lifetime victimization
18. Physical health problems
19. Any disability



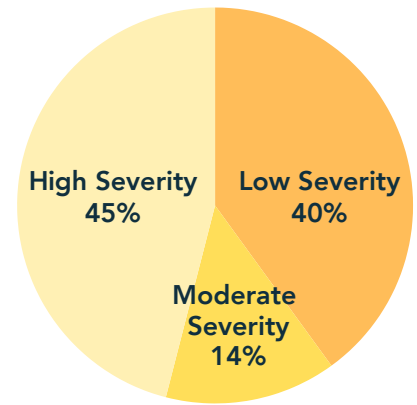
Problem Count By Intensity of Legal System Involvement
Figure 2 shows that higher legal system involvement is linked to more clinical problems.

Prevalence of Major Clinical Problems

- 90% have alcohol or drug use disorder
- 65% report 5+ co-occurring problems
- 76% have moderate/severe physical health issues
- 65% have a history of victimization
- Over half struggle with mental health disorders

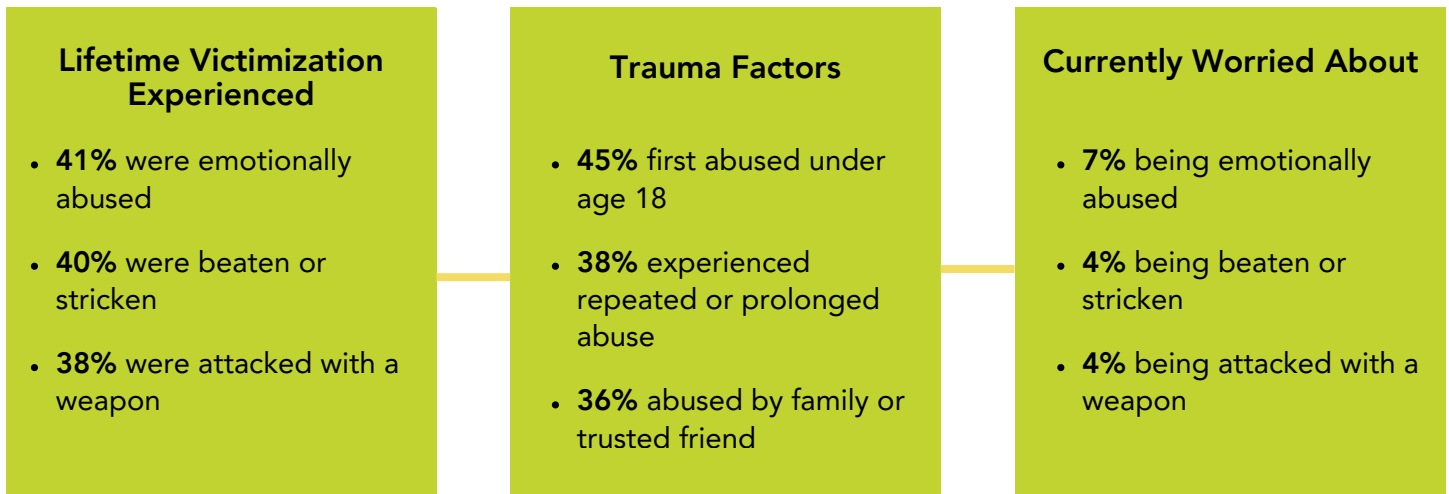
General Victimization Scale

Figure 3 shows victimization severity from the 2023 GAIN Data Set. Using the 15-item General Victimization Scale, severity was classified as Low (none), Moderate (1–3 factors), and High (4–15 factors). Nearly half of participants (46%) reported high severity victimization.



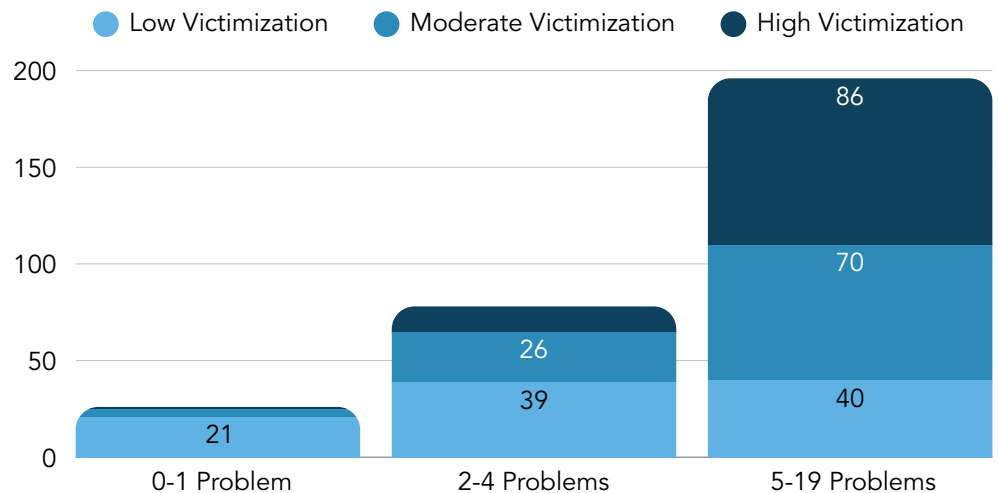
Prevalence of Victimization Factors

The General Victimization Scale captures victimization types, related trauma factors, and current concerns about future victimization.



Co-occurring Problems and Victimization

Figure 4 demonstrates the unequivocal relationship between victimization and the count of co-occurring major clinical problems.



Source: This National GAIN Data Set consists of GAIN interviews collected by 7,927 staff, at 856 agencies, across 47 US States, between 2002 and 2023. Comprised of 517,043 intake interviews (GAIN-I: 465,730; GAIN-Q3: 517,043; and GAIN-SS: 53,313), this GAIN data set contains the largest, most inclusive behavioral health data resource to date. To respect the privacy concerns of our clients, all identifying information has been removed. We would like to thank the individuals who shared their knowledge and gave their time when participating in the assessment process. Additionally, we would like to thank the clinics, agencies, county, state and federal projects that contributed their data to this report.